

DATASHEET 11

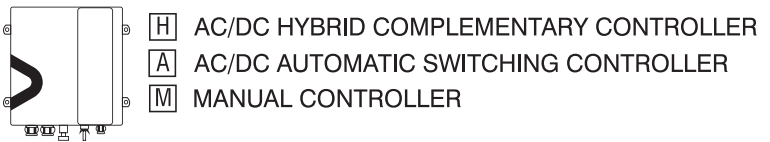
AC/DC CONTROLLER SERIES

VC-4AC/DCP17-150-380/400-4000-A

REFER TO PAGE 13, LINE NUMBER 11

AC OR DC SOLAR BOREHOLE PUMP










PLASTIC IMPELLER




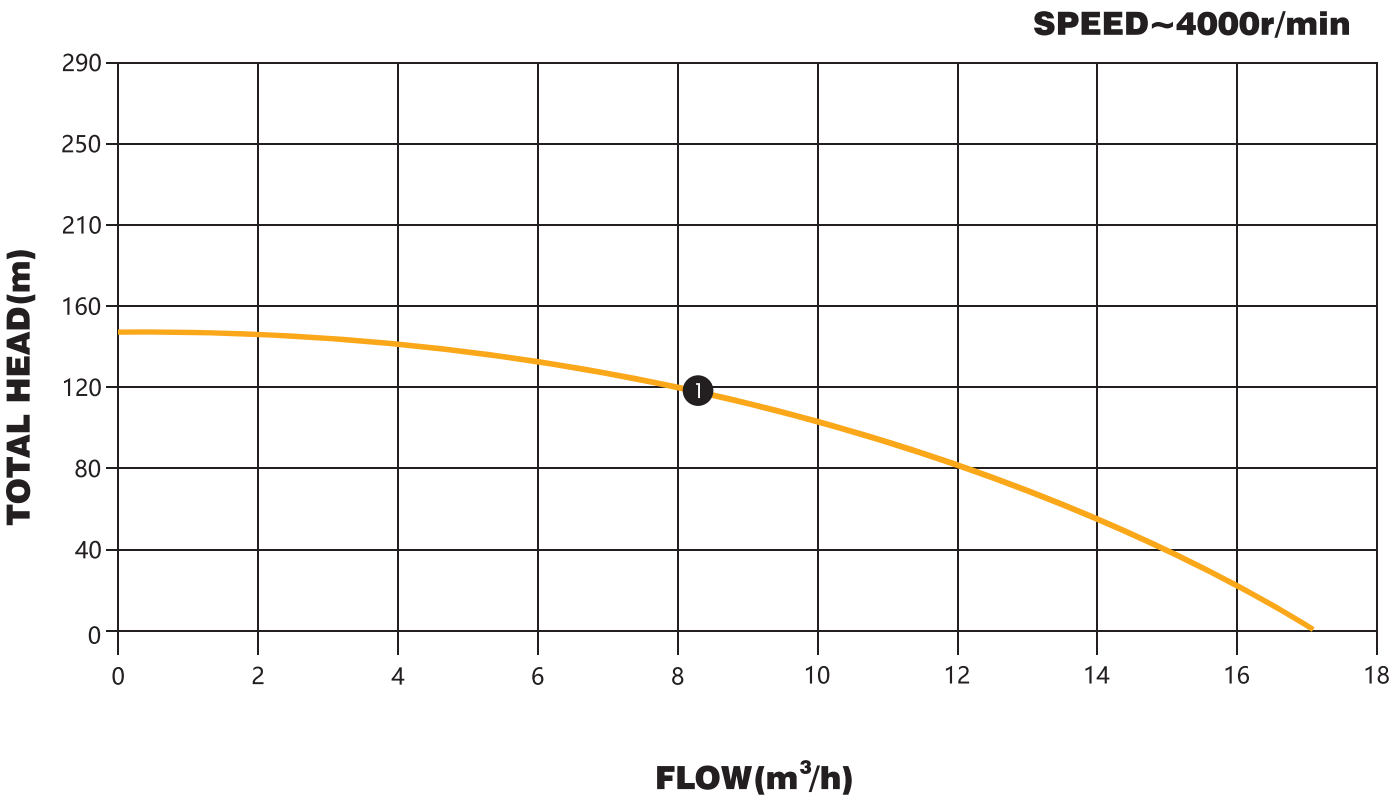
Solar Panels Sold Separately

PRODUCT FEATURES



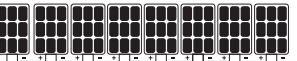
- **ALL COPPER MOTOR**
- **SAFE AND RELIABLE**
- **ENERGY SAVING**
- **EXCELLENT QUALITY**
- **SIMPLE INSTALLATION**
- **SUPER ELEVATION HEAD**
- **DRY RUN SAFEGUARD**
- **LARGE FLOW**
- **NOISE REDUCTION**

HYDRAULIC PERFORMANCE CURVES



Solar Panels Suggestion
(≥ 1.3* PUMP POWER)

TECHNICAL DATA

Model	Pump Voltage (AC)	Pump Voltage (DC)	Power (w)	Max. Flow (m³/h)	Max. Head (m)	Outlet (in)	Open Circuit Voltage (VOC)	Quantity (pcs)	Series Connection
1 VC - 4AC/DCP17-150-380/400-4000-A	380 - 3PH	300 - 800V	4kW/5.5HP	17 m³/h	150m	2"	<850V	16	 16 Panels
Running Voltages	DC	300-800V	AC	380-3PH	AC/DC THREE PHASE				

DATASHEET 11

Refer to installation guide

Earth Spike
Sold Separately



Cabtyre Cable
Dry run protection.
Sold Separately



Joint Kit for
joining of cables
Sold Separately



Combiner Box
Sold Separately



Sumbersible Cable
Sold Separately



Polysteel
3 strand rope
Sold Separately

