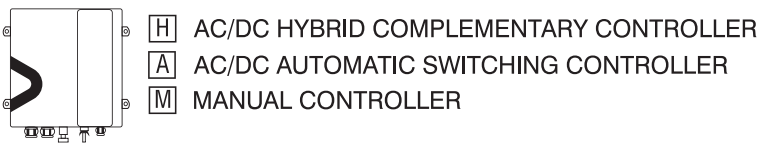


# DATASHEET 13

AC/DC CONTROLLER INTEGRATED  
**VC-3AC/DCP6-125-200-1500-A**  
REFER TO PAGE 4, LINE NUMBER 8  
AC/DC INTEGRATED SOLAR BOREHOLE PUMP  
PLASTIC IMPELLER



Solar Panels Sold Separately

## PRODUCT FEATURES





ALL COPPER MOTOR



SAFE AND RELIABLE



ENERGY SAVING



EXCELLENT QUALITY



SIMPLE INSTALLATION



SUPER ELEVATION HEAD



DRY RUN SAFEGUARD


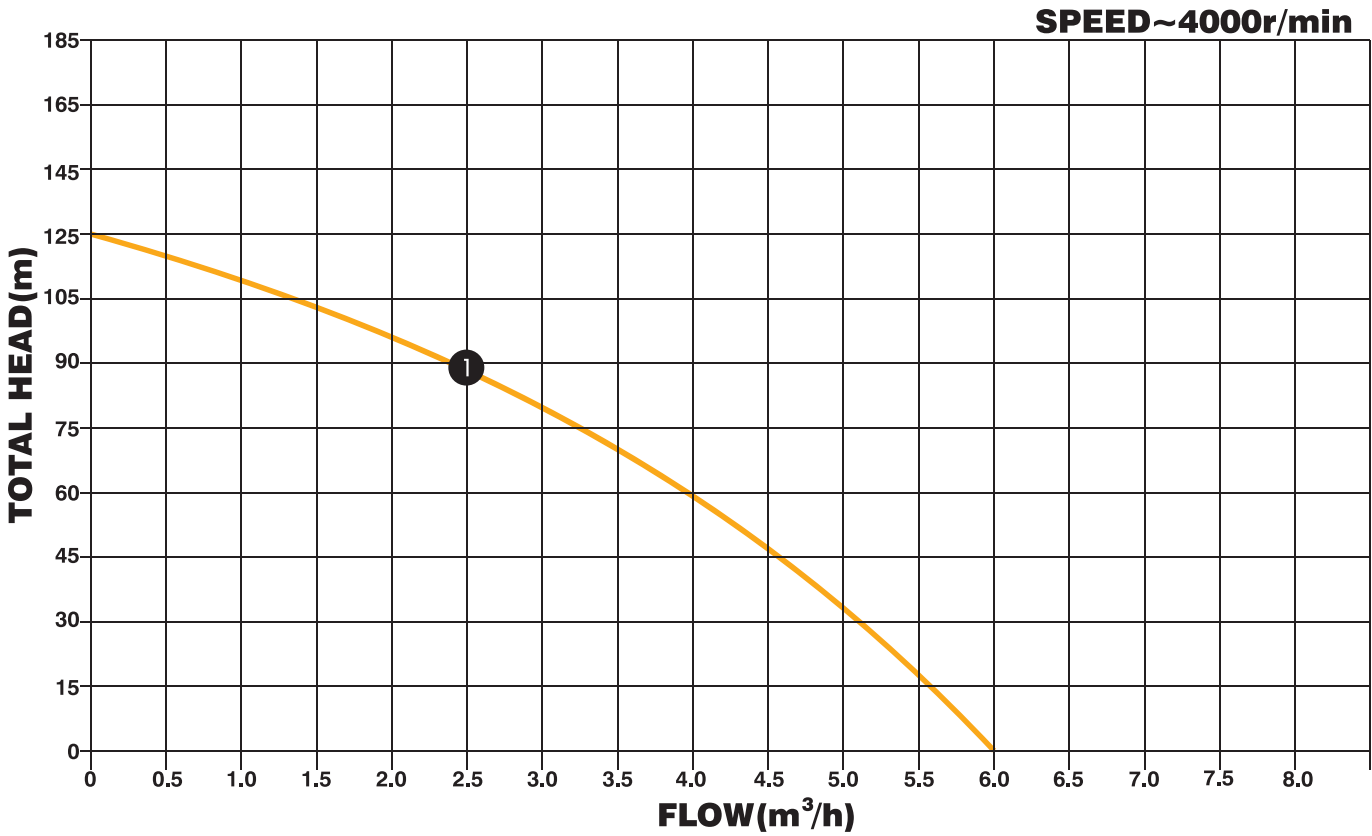


LARGE FLOW



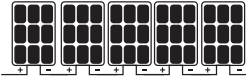
NOISE REDUCTION

## HYDRAULIC PERFORMANCE CURVES



Solar Panels Suggestion  
(≥ 1.3\* PUMP POWER)

### TECHNICAL DATA

MODEL	Pump Voltage (AC)	Pump Voltage (DC)	Max. Flow (m³/h)	Max. Head (m)	Outlet (in)	Power (w)	Min Quantity (pcs)	Series Connection
1 VC - 3AC/DCP6-125-200-1500-A	85-280V	300 - 800V	6m³/h	125m	1.25"	1500W	5	
Running Voltages	DC	175-430V	AC	220V	AC/DC SINGLE PHASE			

## DATASHEET 13

## DATASHEET 13

## Refer to installation guide

Earth Spike  
Sold Separately



Cabtyre Cable  
Dry run protection.  
Sold Separately




Joint Kit for  
joining of cables  
Sold Separately



Combiner Box  
Sold Separately



Sumbersible Cable  
Sold Separately



Polysteel  
3 strand rope  
Sold Separately

