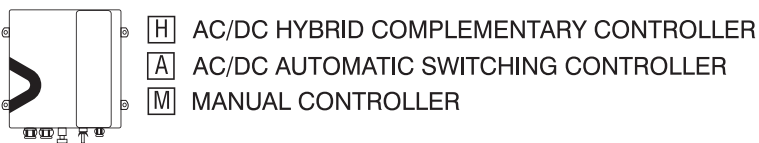


DATASHEET 14








AC/DC CONTROLLER INTEGRATED
3VCBI6.5/160-220/2200
REFER TO PAGE 42, LINE NUMBER 12
AC/DC INTEGRATED SOLAR BOREHOLE PUMP
PLASTIC IMPELLER




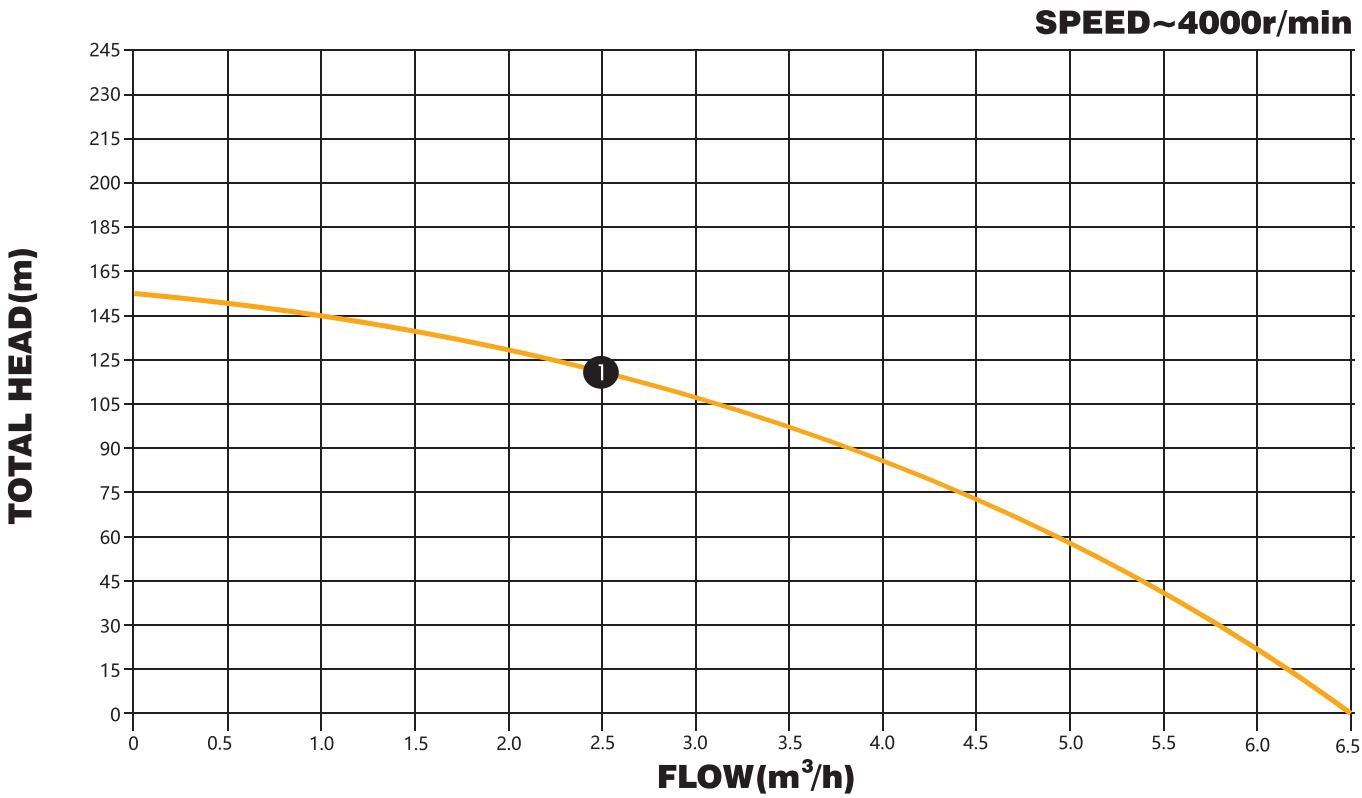
Solar Panels Sold Separately




PRODUCT FEATURES

- **ALL COPPER MOTOR**
- **SAFE AND RELIABLE**
- **ENERGY SAVING**
- **EXCELLENT QUALITY**
- **SIMPLE INSTALLATION**
- **SUPER ELEVATION HEAD**
- **LARGE FLOW**
- **NOISE REDUCTION**
- **EXTERNAL DRY RUN PROTECTION REQUIRED**

HYDRAULIC PERFORMANCE CURVES



Solar Panels Suggestion
(≥ 1.3* PUMP POWER)

							TECHNICAL DATA
Model	Pump Voltage (DC)	Power (W)	Max. Flow (m³/h)	Max. Head (m)	Outlet (in)	Min Quantity (pcs)	Series Connection
1 3VCBI6.5/160-220/2200	220	2200	6.5m³/h	160m	1"	6	
Running Voltages	DC	160-280V		AC	none	AC/DC SINGLE PHASE	

DATASHEET 14

Refer to installation guide

Earth Spike
Sold Separately



Cabtyre Cable
Dry run protection.
Sold Separately




Joint Kit for
joining of cables
Sold Separately



Combiner Box
Sold Separately



Sumbersible Cable
Sold Separately



Polysteel
3 strand rope
Sold Separately

