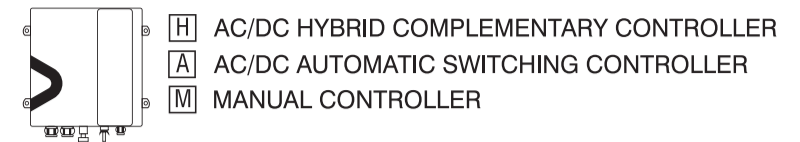


# DATASHEET 15

AC/DC CONTROLLER SERIES

**VC-6AC/DCS70-135-380/550-15000-A**

REFER TO PAGE 20, LINE NUMBER 16  
AC OR DC SOLAR BOREHOLE PUMP  
STAINLESS STEEL IMPELLER



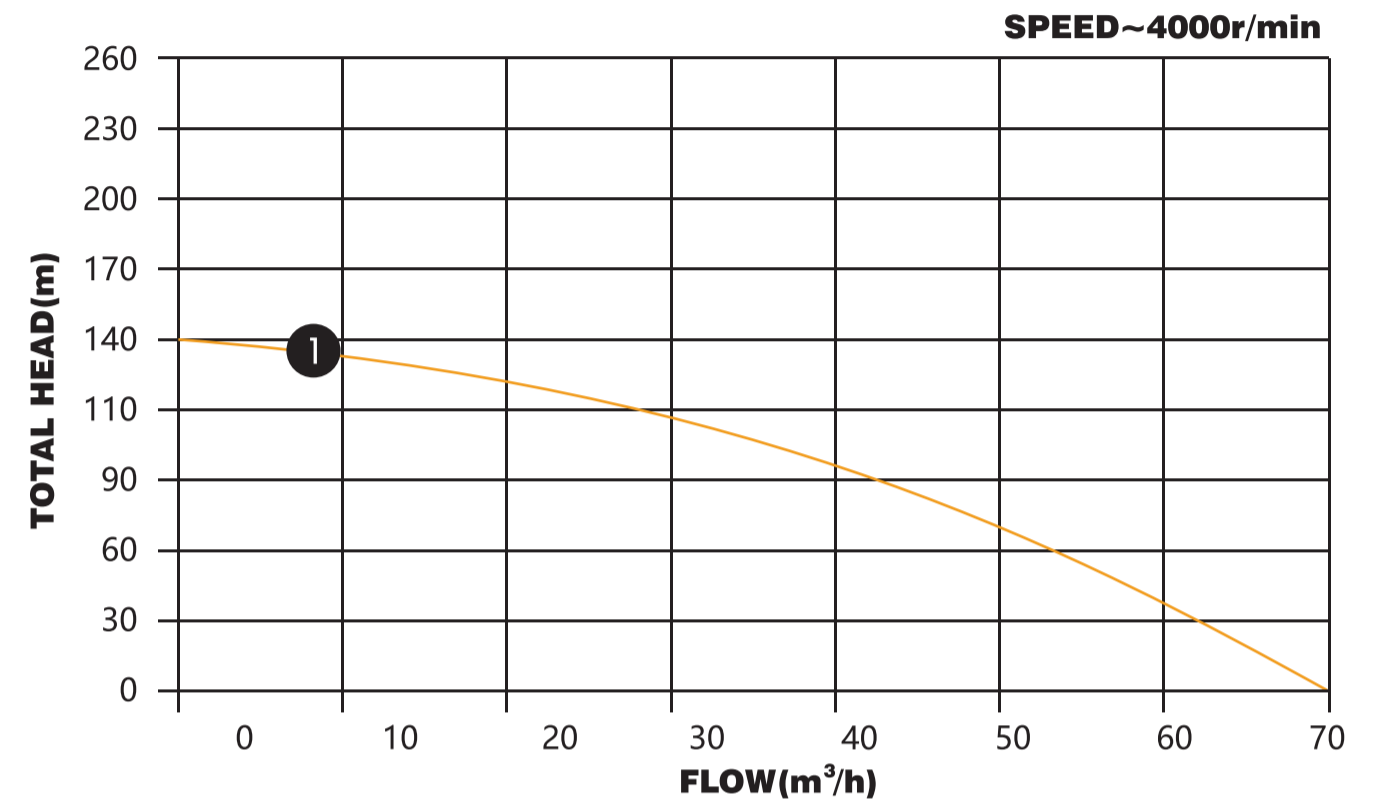
Solar Panels Sold Separately



## PRODUCT FEATURES

- ALL COPPER MOTOR
- SAFE AND RELIABLE
- ENERGY SAVING
- EXCELLENT QUALITY
- SIMPLE INSTALLATION
- SUPER ELEVATION HEAD
- DRY RUN SAFEGUARD
- LARGE FLOW
- NOISE REDUCTION

## HYDRAULIC PERFORMANCE CURVES



## Solar Panels Suggestion (≥ 1.3\* PUMP POWER)

Model	Pump Voltage (DC)	Pump Voltage (AC)	Power (w)	Max. Flow (m³/h)	Max. Head (m)	Outlet (in)	Open Circuit Voltage (VOC)	Quantity (pcs)	Series Connection
1 VC-6AC/DCS70-135-380/550-15000-A	300 - 800V	175 - 455V	15KW/20HP	70m³/h	160m	3"	<850V	32	32 Panels
Running Voltages		AC	3 Phase	DC	300 - 800V	<b>AC/DC THREE PHASE</b>			

## TECHNICAL DATA

## DATASHEET 15

## DATASHEET 15

## Refer to installation guide

Earth Spike  
Sold Separately



Cable Cable  
Dry run protection.  
Sold Separately




Joint Kit for  
joining of cables  
Sold Separately



Combiner Box  
Sold Separately



Submersible Cable  
Sold Separately



Polysteel  
3 strand rope  
Sold Separately

