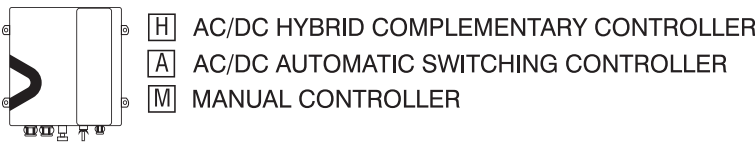


DATASHEET 16










AC/DC CONTROLLER SERIES
VC-4/6AC/DCS36-135-380/550-7500-A
REFER TO PAGE 18,LINE NUMBER 4
AC OR DC SOLAR BOREHOLE PUMP
STAINLESS STEEL IMPELLER



Solar Panels Sold Separately

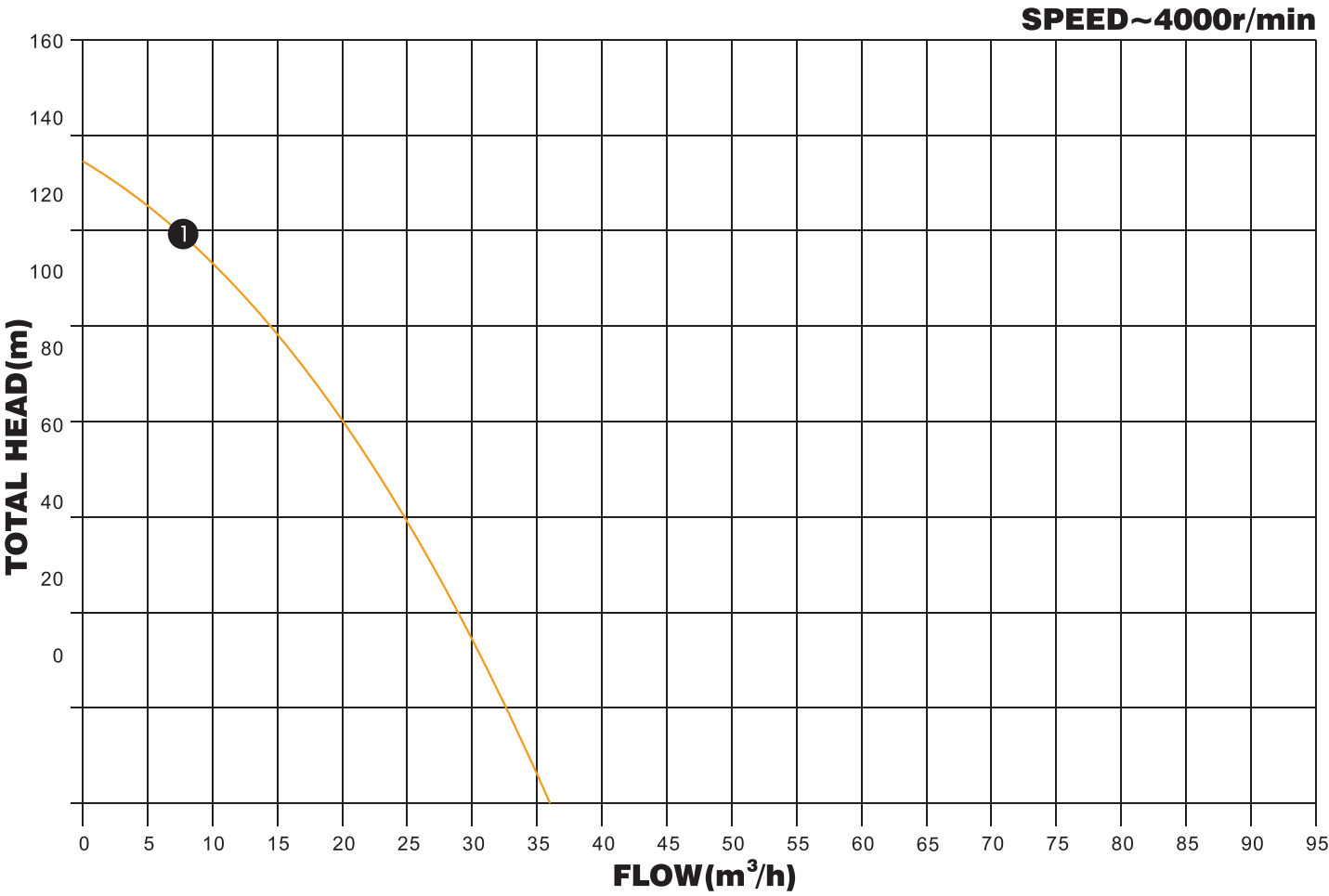
PRODUCT FEATURES



- ALL COPPER MOTOR
- SAFE AND RELIABLE
- ENERGY SAVING
- EXCELLENT QUALITY
- SIMPLE INSTALLATION
- SUPER ELEVATION HEAD
- DRY RUN SAFEGUARD
- LARGE FLOW
- NOISE REDUCTION


DATASHEET 16

HYDRAULIC PERFORMANCE CURVES



 Solar Panels Suggestion
(≥ 1.3* PUMP POWER)

TECHNICAL DATA

Model	Voltage	Outlet (in)	Max Head (m)	Power	Max Flow	Open Circuit Voltage (VOC)	Quantity (pcs)	Series Connection
1 VC - 4/6AC/DCS36-135-380-550-7500-A	300V	3"	135	7.5KW/10HP	36m/h	<850V	16	 16 Panels
Running Voltages	DC	300V - 800V	AC	175V - 455V	AC/DC THREE PHASE			

DATASHEET 16

Refer to installation guide

Earth Spike
Sold Separately



Cabtyre Cable
Dry run protection.
Sold Separately




Joint Kit for
joining of cables
Sold Separately



Combiner Box
Sold Separately



Sumbersible Cable
Sold Separately



Polysteel
3 strand rope
Sold Separately

