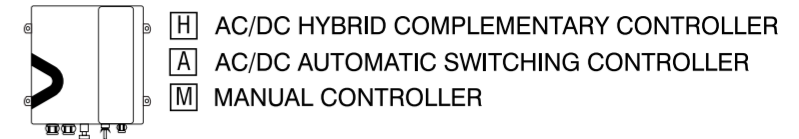


DATASHEET 14


AC/DC CONTROLLER INTEGRATED

3VCBI6.5/160-280/2200

REFER TO PAGE 42, LINE NUMBER 12
AC/DC INTEGRATED SOLAR BOREHOLE PUMP
PLASTIC IMPELLER



COMPLIMENTARY ACCESSORIES



Solar Panels Sold Separately

PRODUCT FEATURES



ALL COPPER MOTOR

SAFE AND RELIABLE

ENERGY SAVING

EXCELLENT QUALITY

SIMPLE INSTALLATION

SUPER ELEVATION HEAD

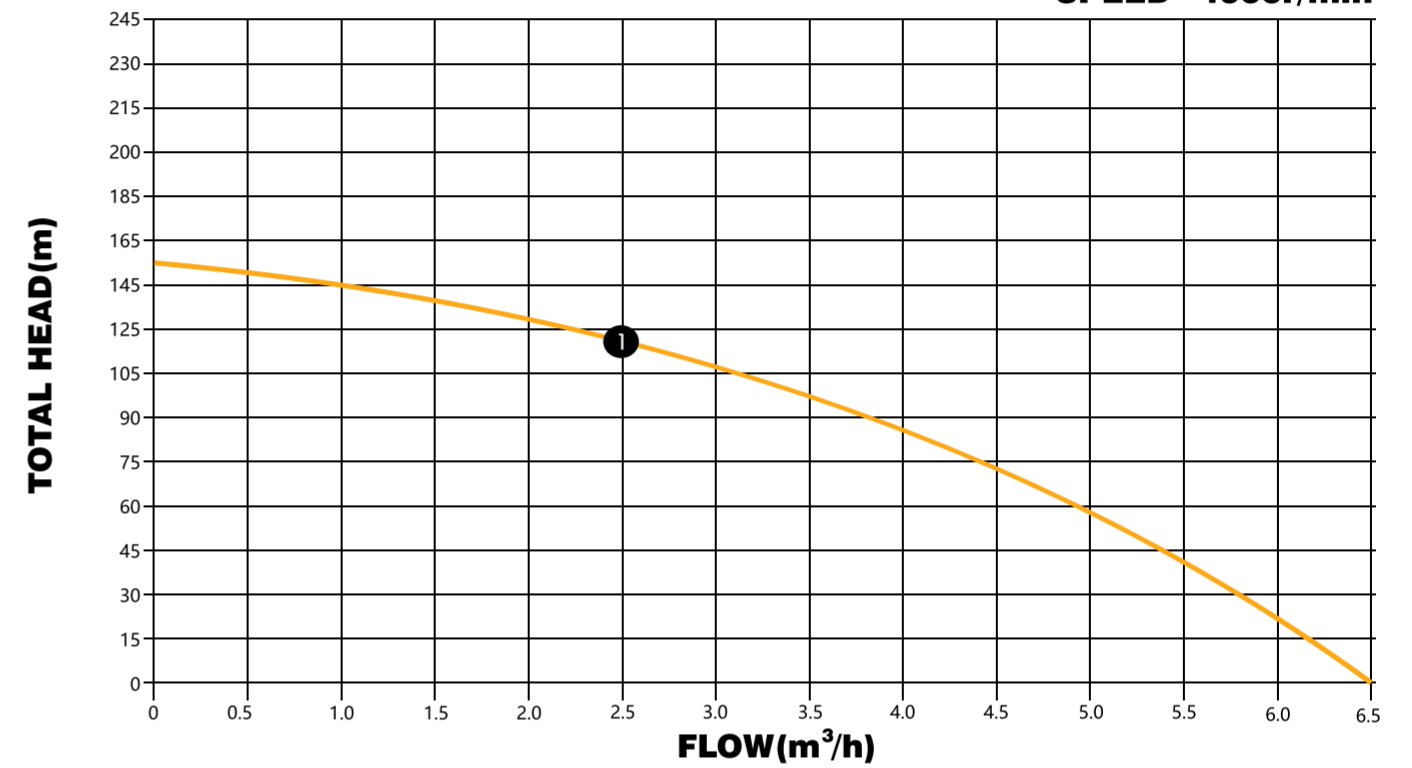
LARGE FLOW

NOISE REDUCTION

EXTERNAL DRY RUN PROTECTION REQUIRED

HYDRAULIC PERFORMANCE CURVES

SPEED~4000r/min



Solar Panels Suggestion
($\geq 1.3 \times$ PUMP POWER)

TECHNICAL DATA

| Model | Pump Voltage (DC) | Power (W) | Max. Flow (m ³ /h) | Max. Head (m) | Outlet (in) | Min Quantity (pcs) | Series Connection |
|-------------------------|-------------------|-----------|-------------------------------|--------------------|-------------|--------------------|-------------------|
| ① 3VCBI6.5/160-220/2200 | 280 | 2200 | 6.5m ³ /h | 160m | 1" | 6 | |
| Running Voltages | AC/DC | 160-280V | | AC/DC SINGLE PHASE | | | |

DATASHEET 14

Refer to installation guide

Earth Spike
Sold Separately



Cable Cable
Dry run protection.
Sold Separately




Joint Kit for
joining of cables
Sold Separately



Combiner Box
Sold Separately



Submersible Cable
Sold Separately



Polysteel
3 strand rope
Sold Separately

